



# Pipelines in the Trump Era

**Donald Santa**

President & CEO

Interstate Natural Gas Association of America

The Pipeliners Association of Houston

May 8, 2017



# The Surprise of Democracy



# What Has Trump Done on Energy?



23-Jan  
24-Jan  
30-Jan  
06-Feb  
08-Feb  
14-Feb  
16-Feb  
17-Feb  
24-Feb  
28-Feb  
01-Mar  
02-Mar  
15-Mar  
16-Mar  
24-Mar  
28-Mar  
29-Mar  
12-Apr  
19-Apr  
21-Apr  
26-Apr  
27-Apr

■ The Trump administration has taken executive action that has significantly affected the O+G industry roughly **every 4 days**.

# “I Thought It Would Be Easier”

“

“Trump and Congress have used the Congressional Review Act to repeal several Obama administration energy regulations...but **a resolution aimed at repealing methane emission rules has been stalled in the Senate for weeks.**”

“Aspirations of speeding pipeline reviews are stymied... ever since the Trump team **pulled the chairmanship from the sitting Democrat, Norman Bay, prompting him to leave February 3.**”

“A new rulemaking process is required and the administration will need to justify the legal, economic and scientific basis for moving away from the [Clean Power Plan ] rule... **the issue may not be solved before Trump is up for re-election in 2020,** legal experts believe.”

“As a candidate, Trump promised to cancel the Paris Climate Agreement, **but his senior advisers are reportedly divided on the path of US involvement in the global accord.**”

”

# The Issues in Depth

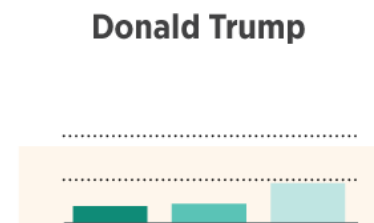
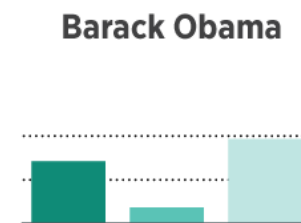
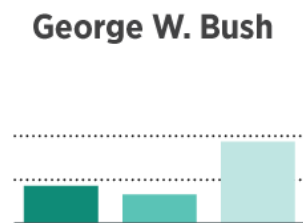
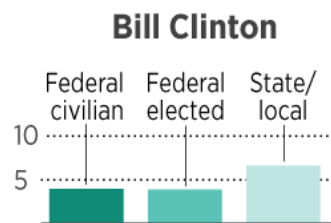
# A Different Kind of Administration

*Only* **91 of 556**  
key positions nominated or announced

## Cabinet Comparisons



**Government  
experience  
(avg. years)**



**Total net worth  
(as available)**

**17.3M**  
■  
(11 out of 14 positions)

**287M**  
■  
(10 out of 15)

**113M**  
■  
(all 15)

**3B**




# FERC: The Last Woman Standing



# The Price of Paralysis: FERC Lacks a Quorum

## Cap Ex of Pipelines Awaiting Approval

Pipeline	Cap Ex
Atlantic Coast	\$5.5 billion
Nexus	\$2.1 billion
Penn East	\$1 billion
Mountain Valley	\$3.5 billion
Other Projects	\$1.9 billion
<b>Total Capital Ex</b>	<b>\$14 billion</b>





# “Buy American” Executive Memorandum

*“all new pipelines, as well as retrofitted, repaired, or expanded pipelines...use materials and equipment produced in the United States, **to the maximum extent possible** and to the extent permitted by law.”*



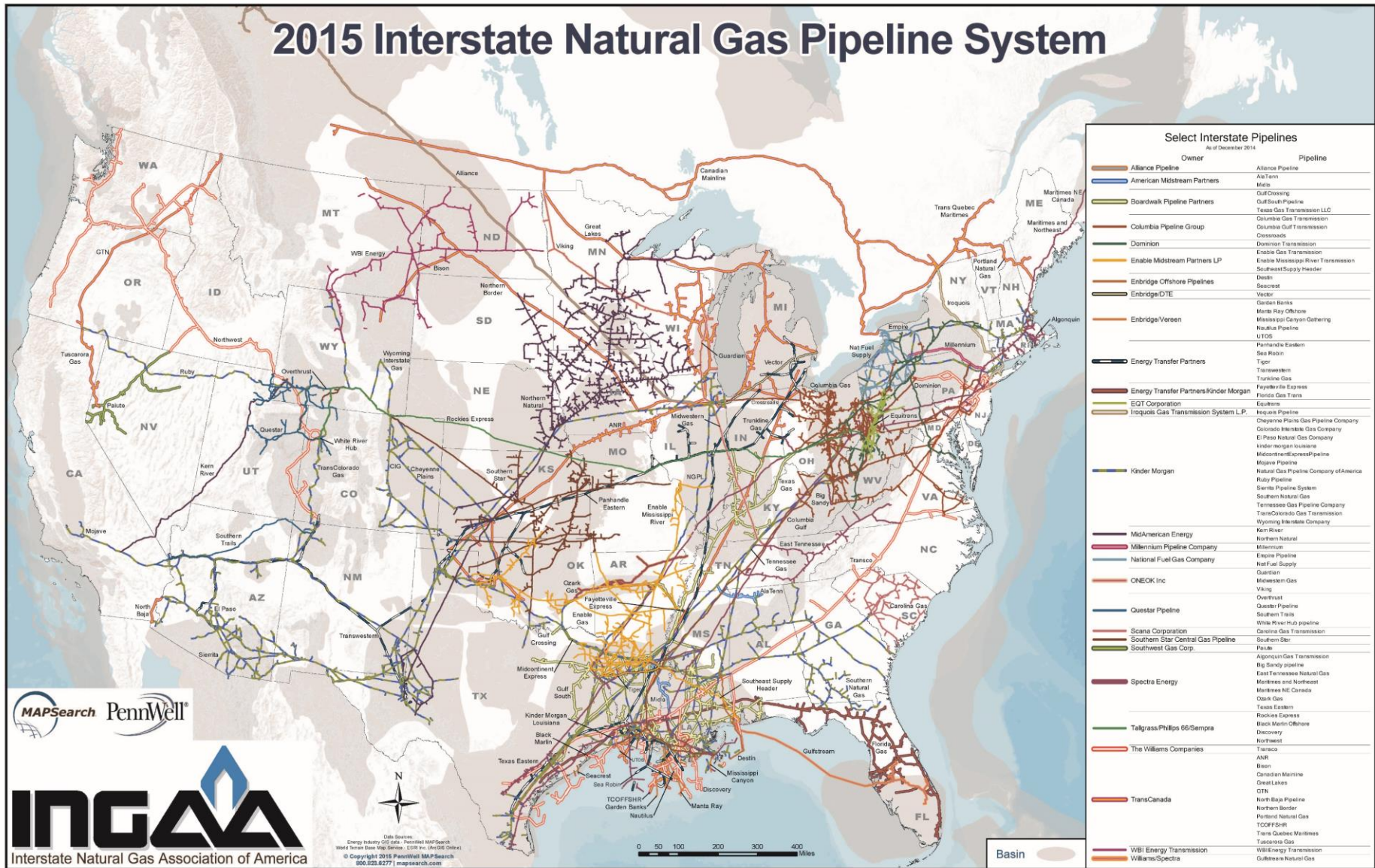
# PHMSA



# Moving Forward: The Challenges and Opportunities Ahead



# 2015 Interstate Natural Gas Pipeline System





# Motivated Opponents



# The Positives

- The demand for natural gas pipelines is real. Increased domestic production and increased consumption (power generation, industrial, residential/commercial, exports).
  - Trump administration supports domestic energy and pipeline infrastructure
  - Economic benefits
- Overall, the permitting system for natural gas pipelines works well.



# Long-Term Economic Benefits of Pipeline Construction

**\$546** BILLION

TOTAL PROJECTED MIDSTREAM  
CAPITAL EXPENDITURES

**24,000 MILES** OF NEW NATURAL GAS PIPELINE ADDED (EXCLUDING GATHERING LINE)

# How Should Industry Respond?

- Safe & reliable operations
- Good corporate stewardship
- Effective communications



# Questions?

**Contact:**

**Donald F. Santa**

President & CEO

Interstate Natural Gas

Association of America (INGAA)

[dsanta@ingaa.org](mailto:dsanta@ingaa.org)

(202) 216-5901

[ingaa.org/energylink](http://ingaa.org/energylink)